

Signify Classified - Internal
Cooper Lighting Solutions Photometric Lab
1121 Highway 74 South
Peachtree City, GA 30269



Scaled data based on original data using
LM-79-08 Approved Method: Electrical and Photometric Measurements of Solid-
State Lighting Products

Test Report Prepared for
Cooper Lighting Solutions
(formerly Eaton)

Brand: STREETWORKS

Report Number: P868009

Luminaire Tested: **MEM2-HSN-SA-30-740-U-T2U-HSS**

Issue Date: 08/21/2024



Test Information

Test Method: LM-79-08
Report Number: P868009
Test Lab: INNOVATION CENTER(G3)
Issue Date: 08/21/2024
Manufacturer: COOPER LIGHTING SOLUTIONS (FORMERLY EATON)
Product Line: STREETWORKS
Catalog Number: MEM2-HSN-SA-30-740-U-T2U-HSS
Description: EPIC MODERN SHORT HOUSING DISCRETE LED ARRAYS 30W 70CRI 4000K
FIXTURE w/ TYPE II URBAN DISTRIBUTION OPTIC AND HOUSE SIDE SHIELD
Light Source: (10) 4000K CCT, 70 CRI LEDS
Ballast/Driver: ELECTRONIC DRIVER

Summary

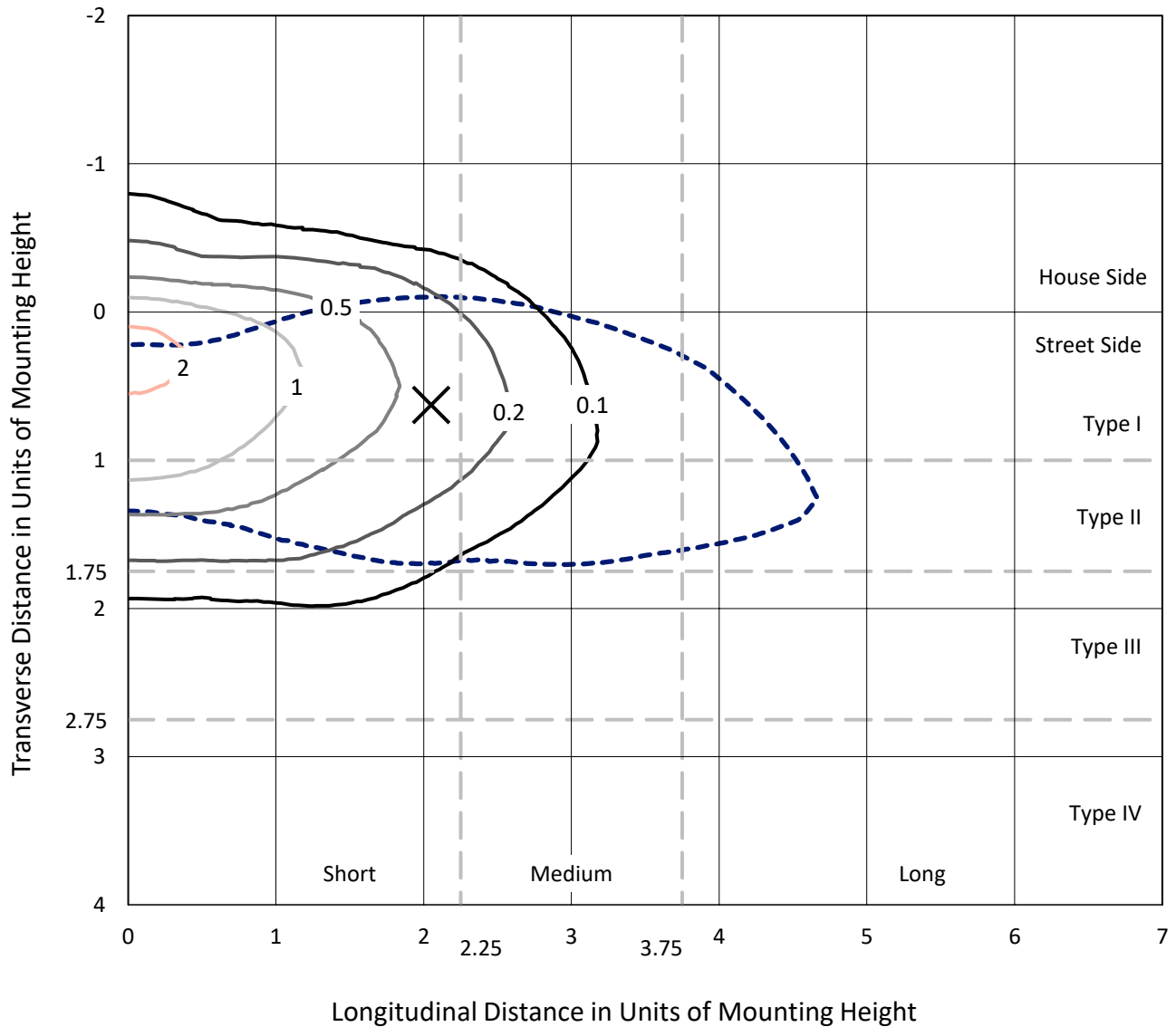
Lumens per Lamp: N/A
Luminaire Lumens: 3358.6 lumens
Efficiency: N/A
Efficacy: 102.4 lumens/watt
Luminous Opening: Rectangular (W 0.33' x L: 0.33' x H: 0')
IES Classification: Type II - Short
BUG Rating: B1 - U0 - G1

Input Watts (W): 32.8
Input Voltage (V): 120
Input Current (A_{in}): NR
Voltage Rise (V): NR
Power Factor: 0.99
Total Harmonic Distortion (THDi): 9.76%
Frequency (hertz): 60
Stabilization Time: NR
Operation Time: NR
Ambient Temperature (°C): NR
Test Distance: 24 FT

REPORT NUMBER: P868009
 CATALOG NUMBER: MEM2-HSN-SA-30-740-U-T2U-HSS

Iso-Footcandle Lines of Horizontal Illumination

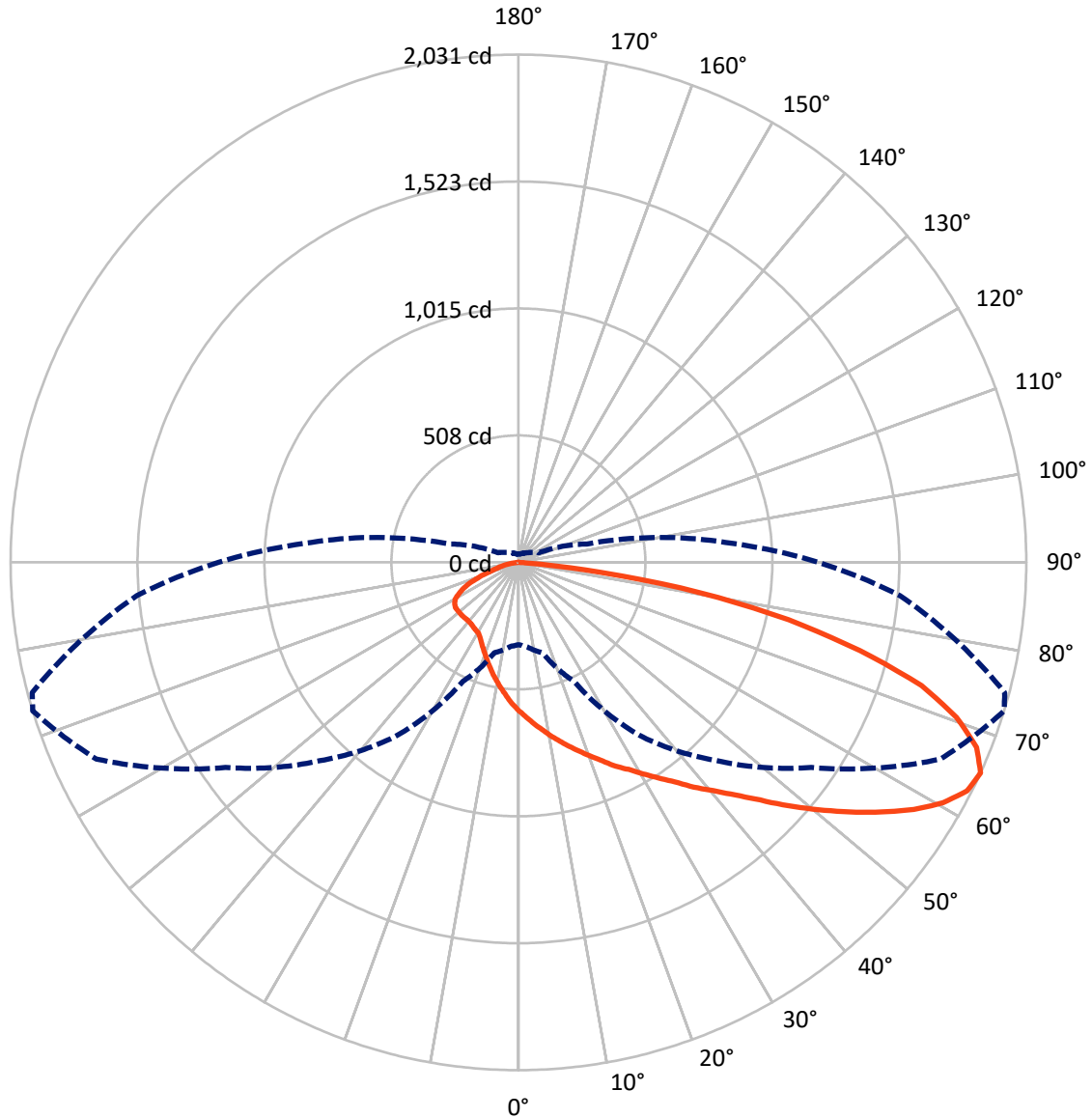
✕ Max cd
 - - - 1/2 Max cd



Based on 20 foot mounting height. Maximum calculated value = 2.4 fc
 Type II - Short - N/A

REPORT NUMBER: P868009
CATALOG NUMBER: MEM2-HSN-SA-30-740-U-T2U-HSS

Luminous Intensity Polar Plot



— Vertical Plane Through 73-Deg Lateral - - - Horizontal Cone Through 65-Deg Vertical

REPORT NUMBER: P868009

CATALOG NUMBER: MEM2-HSN-SA-30-740-U-T2U-HSS

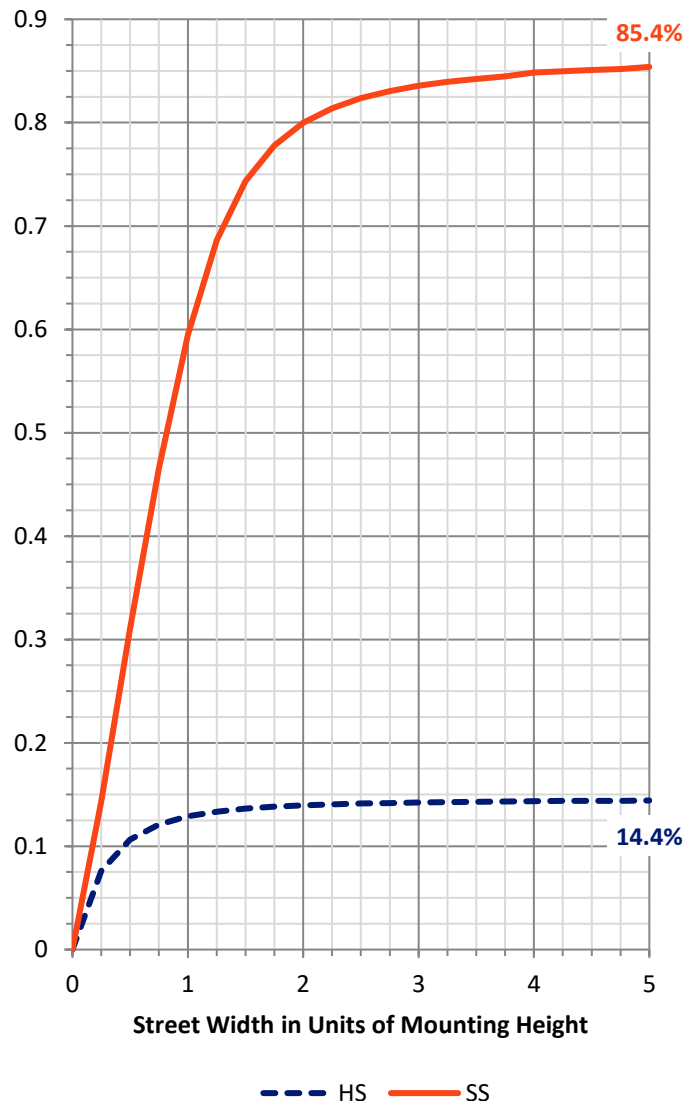
FLUX DISTRIBUTION:

		Downward	Upward	Total
House Side	Lumens	488.4	0.0	488.4
	% Fixture	14.5	0.0	14.5
Street Side	Lumens	2870.2	0.0	2870.2
	% Fixture	85.5	0.0	85.5
Total	Lumens	3358.6	0.0	3358.6
	% Fixture	100.0	0.0	100.0

Coefficient of Utilization

ZONAL LUMENS:

Zone	Lumens	% Fixture
0°-10°	57.5	1.7
10°-20°	174.8	5.2
20°-30°	292.7	8.7
30°-40°	441.6	13.1
40°-50°	623.9	18.6
50°-60°	702.1	20.9
60°-70°	629.6	18.7
70°-80°	382.9	11.4
80°-90°	53.6	1.6
90°-100°	0.0	0.0
100°-110°	0.0	0.0
110°-120°	0.0	0.0
120°-130°	0.0	0.0
130°-140°	0.0	0.0
140°-150°	0.0	0.0
150°-160°	0.0	0.0
160°-170°	0.0	0.0
170°-180°	0.0	0.0
0°-90°	3358.6	100.0
0°-180°	3358.6	100.0



REPORT NUMBER: P868009

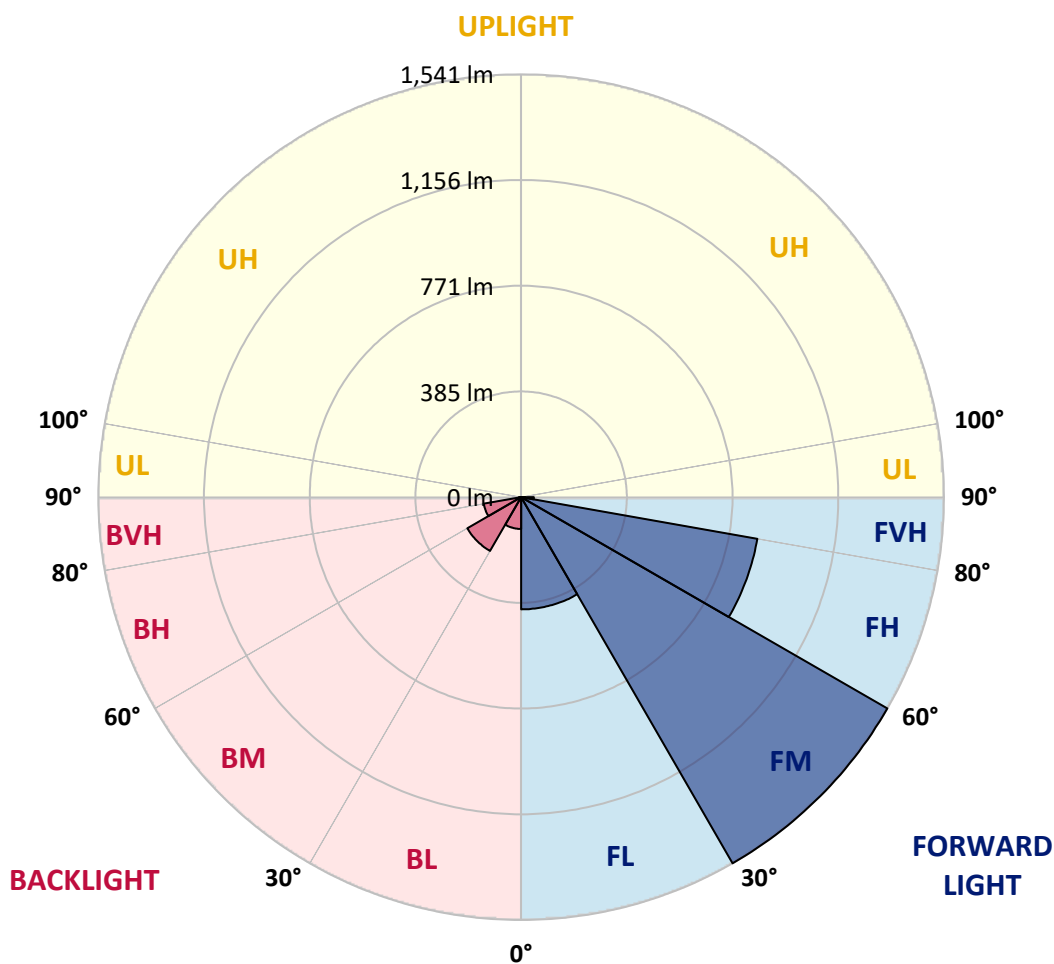
CATALOG NUMBER: MEM2-HSN-SA-30-740-U-T2U-HSS

LUMINAIRE CLASSIFICATION SYSTEM LUMEN TABLE AND BUG RATING:

Zone	Lumens	% Fixture	Zone Rating/Lumen Limit		
			B	U	G
FL (0°-30°)	409.0	12.2			
FM (30°-60°)	1541.1	45.9			
FH (60°-80°)	874.1	26.0			G1/1800
FVH (80°-90°)	46.0	1.4			G1/100
BL (0°-30°)	116.0	3.5	B1/500		
BM (30°-60°)	226.5	6.7	B1/1000		
BH (60°-80°)	138.3	4.1	B1/500		G1/500
BVH (80°-90°)	7.6	0.2			G0/10
UL (90°-100°)	0.0	0.0		U0/0	
UH (100°-180°)	0.0	0.0		U0/0	

BUG Rating: B1-U0-G1

Type II Short





REPORT NUMBER: P868009

CATALOG NUMBER: MEM2-HSN-SA-30-740-U-T2U-HSS

CANDELA DISTRIBUTION (FULL):

	0°	5°	15°	25°	35°	45°	55°	65°	73°	75°	85°
0°	595.8	595.8	595.8	595.8	595.8	595.8	595.8	595.8	595.8	595.8	595.8
2.5°	687.7	683.8	677.8	672.9	664.0	652.2	642.3	629.4	620.5	617.6	604.7
5°	787.5	782.6	775.7	763.8	740.1	726.3	700.6	670.9	647.2	642.3	612.6
7.5°	890.3	888.3	872.5	854.7	826.1	795.4	755.9	709.5	674.9	667.0	621.5
10°	977.2	968.3	959.5	942.7	912.0	868.5	817.2	752.9	704.5	691.7	630.4
12.5°	1029.6	1026.6	1018.7	999.0	969.3	931.8	870.5	795.4	733.2	715.4	639.3
15°	1068.1	1071.1	1063.2	1050.4	1019.7	984.2	924.9	839.9	763.8	743.1	649.2
17.5°	1104.7	1102.7	1101.7	1086.9	1059.3	1023.7	963.4	876.5	794.4	771.7	659.1
20°	1125.5	1126.4	1124.5	1118.5	1091.9	1057.3	1001.0	919.9	828.0	802.3	671.9
22.5°	1136.3	1140.3	1144.2	1143.2	1121.5	1094.8	1036.5	954.5	862.6	835.9	687.7
25°	1143.2	1146.2	1155.1	1167.0	1147.2	1125.5	1076.0	996.0	903.1	872.5	706.5
27.5°	1149.2	1153.1	1164.0	1181.8	1166.0	1153.1	1110.6	1031.6	937.7	910.0	728.2
30°	1187.7	1192.6	1192.6	1201.5	1183.8	1180.8	1149.2	1074.1	981.2	951.5	755.9
32.5°	1289.5	1279.6	1261.8	1252.9	1210.4	1211.4	1186.7	1116.6	1027.6	998.0	790.5
35°	1377.4	1377.4	1355.7	1327.0	1258.8	1245.0	1230.2	1172.9	1078.0	1049.4	835.9
37.5°	1462.4	1463.4	1440.7	1416.0	1337.9	1288.5	1280.6	1227.2	1140.3	1106.7	883.4
40°	1515.8	1521.7	1515.8	1497.0	1421.9	1364.6	1330.0	1288.5	1199.6	1173.9	937.7
42.5°	1524.6	1536.5	1558.2	1564.2	1483.1	1432.8	1393.2	1351.7	1270.7	1242.1	1000.0
45°	1501.9	1505.9	1554.3	1561.2	1528.6	1487.1	1460.4	1425.8	1355.7	1331.0	1069.1
47.5°	1439.7	1431.8	1448.6	1508.8	1521.7	1519.7	1526.6	1509.8	1454.5	1422.9	1145.2
50°	1306.3	1309.2	1363.6	1436.7	1481.2	1531.6	1576.0	1594.8	1554.3	1522.7	1227.2
52.5°	1063.2	1077.0	1180.8	1353.7	1430.8	1523.7	1611.6	1674.8	1658.0	1627.4	1308.3
55°	873.5	894.2	998.0	1220.3	1361.6	1485.1	1632.4	1758.8	1761.8	1738.1	1382.4
57.5°	683.8	700.6	810.2	1013.8	1262.8	1424.9	1635.3	1831.0	1864.6	1836.9	1447.6
60°	535.6	547.4	611.6	844.8	1141.3	1338.9	1613.6	1888.3	1951.5	1930.8	1503.9
62.5°	406.1	415.0	472.3	668.0	992.1	1238.1	1540.5	1909.0	2012.8	1993.0	1535.5
65°	329.0	336.9	374.5	524.7	844.8	1121.5	1429.8	1861.6	2030.6	2012.8	1531.6
67.5°	268.8	271.7	302.4	409.1	714.4	990.1	1267.7	1738.1	1976.2	1975.2	1486.1
70°	217.4	225.3	251.0	326.1	593.9	838.9	1079.0	1544.4	1858.6	1868.5	1395.2
72.5°	184.8	186.8	209.5	269.8	484.2	680.8	893.2	1321.1	1685.7	1693.6	1252.9
75°	156.1	159.1	175.9	218.4	393.3	540.5	718.4	1067.2	1411.0	1444.6	1055.3
77.5°	134.4	135.4	147.2	179.8	279.6	406.1	526.7	800.4	1104.7	1128.4	829.0
80°	105.7	107.7	120.5	142.3	194.7	263.8	363.6	547.4	738.1	764.8	574.1
82.5°	49.4	55.3	58.3	78.1	101.8	130.4	171.9	228.3	334.0	333.0	267.8
85°	4.9	4.0	4.0	5.9	8.9	8.9	10.9	12.8	25.7	30.6	23.7
87.5°	0.0	0.0	0.0	1.0	2.0	2.0	2.0	3.0	3.0	3.0	3.0
90°	0.0	0.0	0.0	0.0	0.0	0.0	0.0	0.0	0.0	0.0	0.0



REPORT NUMBER: P868009

CATALOG NUMBER: MEM2-HSN-SA-30-740-U-T2U-HSS

CANDELA DISTRIBUTION (continued):

	90°	95°	105°	115°	125°	135°	145°	155°	165°	175°	180°
0°	595.8	595.8	595.8	595.8	595.8	595.8	595.8	595.8	595.8	595.8	595.8
2.5°	598.8	589.9	574.1	559.3	549.4	541.5	528.6	520.7	514.8	506.9	505.9
5°	596.8	581.0	549.4	522.7	497.0	475.3	452.6	438.7	423.9	417.0	422.9
7.5°	598.8	573.1	523.7	483.2	444.6	410.1	380.4	361.6	347.8	340.9	341.9
10°	599.8	566.2	502.0	445.6	396.2	355.7	322.1	296.4	279.6	275.7	270.7
12.5°	597.8	557.3	480.2	409.1	349.8	305.3	265.8	246.0	229.2	221.3	221.3
15°	599.8	550.4	457.5	375.5	308.3	256.9	223.3	201.6	191.7	184.8	185.8
17.5°	599.8	544.4	435.8	342.9	267.8	220.3	189.7	171.9	162.0	158.1	157.1
20°	606.7	539.5	415.0	312.2	232.2	187.7	163.0	149.2	141.3	137.3	135.4
22.5°	611.6	535.6	396.2	282.6	202.6	164.0	143.3	130.4	124.5	122.5	122.5
25°	620.5	534.6	379.4	253.9	178.8	146.2	127.5	117.6	112.6	110.7	110.7
27.5°	633.4	536.5	363.6	229.2	161.1	128.5	114.6	106.7	103.8	102.8	101.8
30°	652.2	545.4	353.7	210.5	144.3	117.6	104.7	99.8	97.8	96.8	96.8
32.5°	676.9	561.2	349.8	200.6	134.4	108.7	97.8	93.9	91.9	91.9	90.9
35°	707.5	579.0	346.8	191.7	127.5	102.8	92.9	88.9	87.9	87.9	87.9
37.5°	744.0	597.8	341.9	185.8	123.5	97.8	88.9	85.0	85.0	85.0	85.0
40°	784.6	625.5	340.9	181.8	120.5	94.9	85.0	81.0	81.0	81.0	81.0
42.5°	830.0	655.1	339.9	178.8	118.6	92.9	81.0	77.1	77.1	77.1	77.1
45°	885.3	692.7	341.9	176.9	118.6	90.9	78.1	73.1	72.1	72.1	72.1
47.5°	939.7	728.2	343.9	174.9	116.6	87.9	74.1	69.2	68.2	67.2	67.2
50°	998.0	764.8	343.9	172.9	114.6	85.0	71.1	64.2	63.2	62.3	62.3
52.5°	1055.3	795.4	344.8	170.0	109.7	80.0	66.2	60.3	58.3	57.3	56.3
55°	1110.6	828.0	345.8	165.0	103.8	75.1	63.2	56.3	53.4	51.4	51.4
57.5°	1152.1	854.7	340.9	155.1	95.8	70.2	58.3	51.4	47.4	45.5	45.5
60°	1191.7	871.5	332.0	140.3	87.9	65.2	54.3	46.4	42.5	40.5	40.5
62.5°	1207.5	874.5	311.3	114.6	78.1	60.3	49.4	42.5	39.5	38.5	38.5
65°	1198.6	861.6	283.6	90.9	69.2	54.3	45.5	39.5	35.6	32.6	32.6
67.5°	1150.2	817.2	246.0	72.1	60.3	49.4	41.5	35.6	31.6	28.7	28.7
70°	1058.3	746.0	191.7	57.3	52.4	43.5	37.5	32.6	28.7	25.7	25.7
72.5°	922.9	647.2	139.3	48.4	45.5	38.5	33.6	29.6	25.7	23.7	23.7
75°	760.8	499.0	98.8	41.5	40.5	34.6	30.6	26.7	23.7	21.7	21.7
77.5°	571.1	347.8	77.1	36.6	35.6	31.6	27.7	24.7	21.7	20.8	19.8
80°	380.4	215.4	58.3	27.7	26.7	24.7	22.7	20.8	17.8	15.8	15.8
82.5°	170.0	90.9	29.6	15.8	13.8	11.9	9.9	6.9	6.9	5.9	5.9
85°	17.8	11.9	5.9	4.0	4.0	3.0	3.0	3.0	2.0	2.0	2.0
87.5°	3.0	3.0	2.0	2.0	2.0	1.0	1.0	1.0	1.0	1.0	1.0
90°	0.0	0.0	0.0	0.0	0.0	0.0	0.0	0.0	0.0	0.0	0.0

LM-79-2019: Approved Method: Electrical and Photometric Measurements of Solid-State Lighting Products

Report Prepared for

Cooper Lighting Solutions

Streetworks

Report Number: SP1-2407-157-5

Test Date: 08/07/2024

Luminaire Tested: MEM2-HTN-SA-30-740-U-5WQ-2

Data in this report applies to families of products including MEM2-HTN-SA-30-740-U-5WQ-2

Test Information

Test Method: LM-79-2019
 Report Number: SP1-2407-157-5
 Test Lab: COOPER LIGHTING SOLUTIONS
 Photometer: SP1 - 76IN SPHERE
 Measurement Geometry: 4π
 Issue Date: 08/20/2024
 Manufacturer: COOPER LIGHTING SOLUTIONS
 Product Line: Streetworks
 Catalog Number: **MEM2-HTN-SA-30-740-U-5WQ-2**
 Description: Epic Modern Light Square 30W 5WQ Optic and Flare Trim

Spectral Parameters

CCT (K): 3915
 CIE u': 0.2262
 CIE v': 0.5044
 Duv: 0.0010
 CIE x: 0.3850
 CIE y: 0.3816
 CIE z: 0.2334
 Peak Wavelength (nm): 449
 Dominant Wavelength (nm): 578
 Purity: 30.05482
 R_f: 73.2
 R_g: 93.9

CRI (Ra):	71.0		
R1:	67.6	R9:	-38.4
R2:	78.3	R10:	48.9
R3:	87.1	R11:	65.3
R4:	69.7	R12:	40.4
R5:	67.4	R13:	69.3
R6:	69.3	R14:	92.6
R7:	79.7	R15:	59.9
R8:	48.7		



Test Conditions

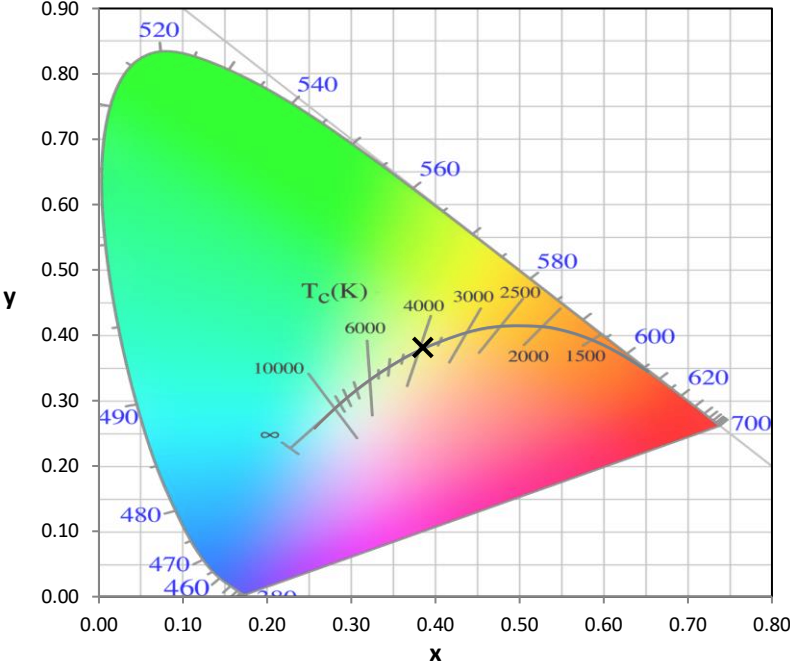
Stabilization Time: 21M
 Operation Time: 1H 21M
 Sphere Temperature (°C): 24.2

REPORT NUMBER: SP1-2407-157-5

Measurement and Test Equipment			
Instrument	Identification Number	Calibration Date	Calibration Due Date
Photometer	IN0058	6/18/2024	12/18/2024
Power Meter	INXT2011004	2/8/2024	2/8/2025
AC Power Source	IN0063	10/24/2023	10/24/2024
DC Power Source	IN0208	10/24/2023	10/24/2024
Sphere Thermometer	IN0085	10/24/2023	10/24/2024
Room Thermometer	IN0046	10/24/2023	10/24/2024

REPORT NUMBER: SP1-2407-157-5

CIE 1931 Chromaticity Diagram



CIE 1931 Chromaticity Diagram with 2017 ANSI 7-Step and 4-Step Quadrangles



Point lies inside the ANSI 4000K 4-step quadrangle

REPORT NUMBER: SP1-2407-157-5

Photopic Flux vs. Wavelength



Photopic Lumens: NR

λ (nm)	Power W [^] /nm	Lumens (φ/nm)	λ (nm)	Power W [^] /nm	Lumens (φ/nm)	λ (nm)	Power W [^] /nm	Lumens (φ/nm)	λ (nm)	Power W [^] /nm	Lumens (φ/nm)	λ (nm)	Power W [^] /nm	Lumens (φ/nm)
360	0	NR	490	112	NR	620	618	NR	750	15	NR	880	0	NR
365	0	NR	495	153	NR	625	563	NR	755	13	NR	885	0	NR
370	0	NR	500	216	NR	630	510	NR	760	11	NR	890	0	NR
375	0	NR	505	291	NR	635	456	NR	765	9	NR	895	0	NR
380	0	NR	510	366	NR	640	407	NR	770	8	NR	900	0	NR
385	0	NR	515	436	NR	645	359	NR	775	7	NR	905	0	NR
390	0	NR	520	492	NR	650	316	NR	780	6	NR	910	0	NR
395	2	NR	525	536	NR	655	277	NR	785	5	NR	915	0	NR
400	4	NR	530	567	NR	660	240	NR	790	4	NR	920	0	NR
405	7	NR	535	596	NR	665	208	NR	795	4	NR	925	0	NR
410	12	NR	540	619	NR	670	179	NR	800	3	NR	930	0	NR
415	25	NR	545	644	NR	675	154	NR	805	3	NR	935	0	NR
420	51	NR	550	671	NR	680	133	NR	810	3	NR	940	0	NR
425	100	NR	555	701	NR	685	114	NR	815	2	NR	945	0	NR
430	180	NR	560	735	NR	690	98	NR	820	2	NR	950	0	NR
435	315	NR	565	768	NR	695	83	NR	825	2	NR	955	0	NR
440	514	NR	570	798	NR	700	71	NR	830	1	NR	960	0	NR
445	828	NR	575	825	NR	705	61	NR	835	1	NR	965	0	NR
450	992	NR	580	843	NR	710	52	NR	840	1	NR	970	0	NR
455	652	NR	585	848	NR	715	44	NR	845	1	NR	975	0	NR
460	382	NR	590	844	NR	720	38	NR	850	1	NR	980	0	NR
465	282	NR	595	826	NR	725	32	NR	855	1	NR	985	0	NR
470	180	NR	600	800	NR	730	28	NR	860	1	NR	990	0	NR
475	119	NR	605	762	NR	735	24	NR	865	1	NR	995	0	NR
480	101	NR	610	719	NR	740	20	NR	870	1	NR	1000	0	NR
485	98	NR	615	669	NR	745	17	NR	875	0	NR			

REPORT NUMBER: SP1-2407-157-5

Scotopic Flux vs. Wavelength



Scotopic Lumens: NR

S/P: 1.49

λ (nm)	Power W [^] /nm	Lumens (φ/nm)	λ (nm)	Power W [^] /nm	Lumens (φ/nm)	λ (nm)	Power W [^] /nm	Lumens (φ/nm)	λ (nm)	Power W [^] /nm	Lumens (φ/nm)	λ (nm)	Power W [^] /nm	Lumens (φ/nm)
360	0	NR	490	112	NR	620	618	NR	750	15	NR	880	0	NR
365	0	NR	495	153	NR	625	563	NR	755	13	NR	885	0	NR
370	0	NR	500	216	NR	630	510	NR	760	11	NR	890	0	NR
375	0	NR	505	291	NR	635	456	NR	765	9	NR	895	0	NR
380	0	NR	510	366	NR	640	407	NR	770	8	NR	900	0	NR
385	0	NR	515	436	NR	645	359	NR	775	7	NR	905	0	NR
390	0	NR	520	492	NR	650	316	NR	780	6	NR	910	0	NR
395	2	NR	525	536	NR	655	277	NR	785	5	NR	915	0	NR
400	4	NR	530	567	NR	660	240	NR	790	4	NR	920	0	NR
405	7	NR	535	596	NR	665	208	NR	795	4	NR	925	0	NR
410	12	NR	540	619	NR	670	179	NR	800	3	NR	930	0	NR
415	25	NR	545	644	NR	675	154	NR	805	3	NR	935	0	NR
420	51	NR	550	671	NR	680	133	NR	810	3	NR	940	0	NR
425	100	NR	555	701	NR	685	114	NR	815	2	NR	945	0	NR
430	180	NR	560	735	NR	690	98	NR	820	2	NR	950	0	NR
435	315	NR	565	768	NR	695	83	NR	825	2	NR	955	0	NR
440	514	NR	570	798	NR	700	71	NR	830	1	NR	960	0	NR
445	828	NR	575	825	NR	705	61	NR	835	1	NR	965	0	NR
450	992	NR	580	843	NR	710	52	NR	840	1	NR	970	0	NR
455	652	NR	585	848	NR	715	44	NR	845	1	NR	975	0	NR
460	382	NR	590	844	NR	720	38	NR	850	1	NR	980	0	NR
465	282	NR	595	826	NR	725	32	NR	855	1	NR	985	0	NR
470	180	NR	600	800	NR	730	28	NR	860	1	NR	990	0	NR
475	119	NR	605	762	NR	735	24	NR	865	1	NR	995	0	NR
480	101	NR	610	719	NR	740	20	NR	870	1	NR	1000	0	NR
485	98	NR	615	669	NR	745	17	NR	875	0	NR			

REPORT NUMBER: SP1-2407-157-5

Melanopic Flux vs. Wavelength



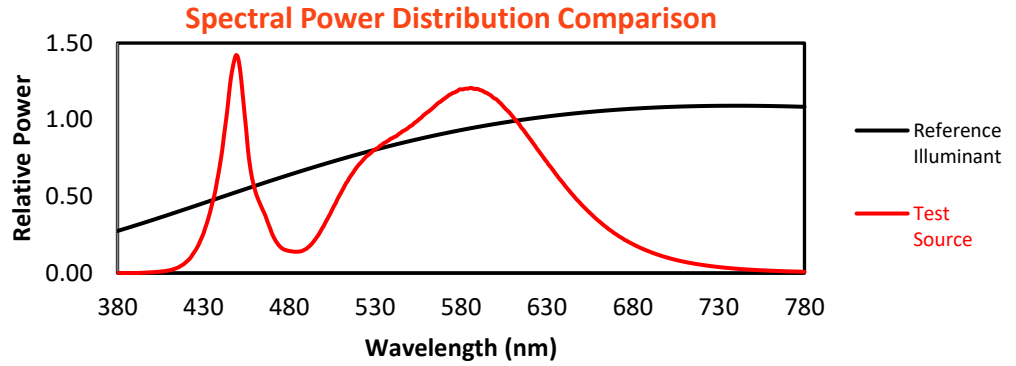
Melanopic Lumens: NR

M/P: 2.88

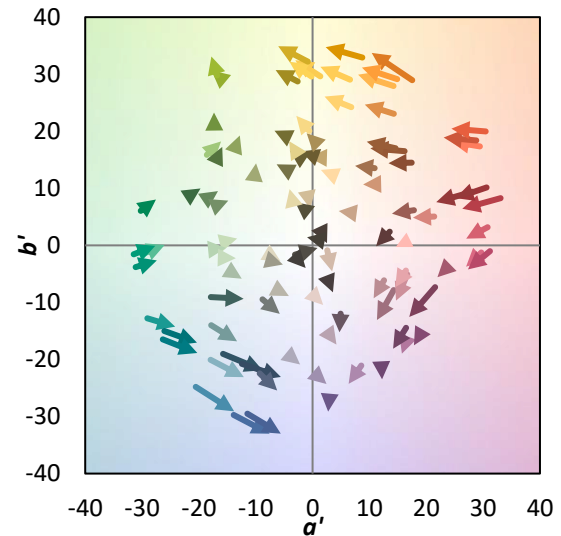
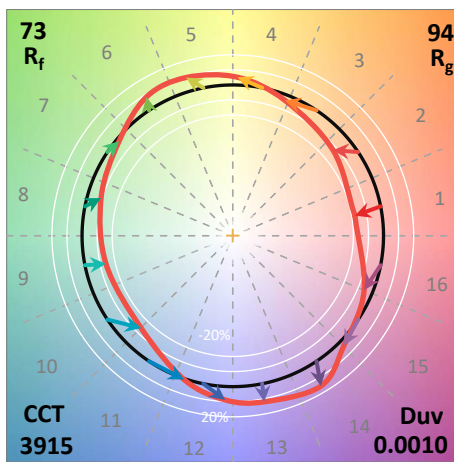
λ (nm)	Power W [^] /nm	Lumens (φ/nm)	λ (nm)	Power W [^] /nm	Lumens (φ/nm)	λ (nm)	Power W [^] /nm	Lumens (φ/nm)	λ (nm)	Power W [^] /nm	Lumens (φ/nm)	λ (nm)	Power W [^] /nm	Lumens (φ/nm)
360	0	NR	490	112	NR	620	618	NR	750	15	NR	880	0	NR
365	0	NR	495	153	NR	625	563	NR	755	13	NR	885	0	NR
370	0	NR	500	216	NR	630	510	NR	760	11	NR	890	0	NR
375	0	NR	505	291	NR	635	456	NR	765	9	NR	895	0	NR
380	0	NR	510	366	NR	640	407	NR	770	8	NR	900	0	NR
385	0	NR	515	436	NR	645	359	NR	775	7	NR	905	0	NR
390	0	NR	520	492	NR	650	316	NR	780	6	NR	910	0	NR
395	2	NR	525	536	NR	655	277	NR	785	5	NR	915	0	NR
400	4	NR	530	567	NR	660	240	NR	790	4	NR	920	0	NR
405	7	NR	535	596	NR	665	208	NR	795	4	NR	925	0	NR
410	12	NR	540	619	NR	670	179	NR	800	3	NR	930	0	NR
415	25	NR	545	644	NR	675	154	NR	805	3	NR	935	0	NR
420	51	NR	550	671	NR	680	133	NR	810	3	NR	940	0	NR
425	100	NR	555	701	NR	685	114	NR	815	2	NR	945	0	NR
430	180	NR	560	735	NR	690	98	NR	820	2	NR	950	0	NR
435	315	NR	565	768	NR	695	83	NR	825	2	NR	955	0	NR
440	514	NR	570	798	NR	700	71	NR	830	1	NR	960	0	NR
445	828	NR	575	825	NR	705	61	NR	835	1	NR	965	0	NR
450	992	NR	580	843	NR	710	52	NR	840	1	NR	970	0	NR
455	652	NR	585	848	NR	715	44	NR	845	1	NR	975	0	NR
460	382	NR	590	844	NR	720	38	NR	850	1	NR	980	0	NR
465	282	NR	595	826	NR	725	32	NR	855	1	NR	985	0	NR
470	180	NR	600	800	NR	730	28	NR	860	1	NR	990	0	NR
475	119	NR	605	762	NR	735	24	NR	865	1	NR	995	0	NR
480	101	NR	610	719	NR	740	20	NR	870	1	NR	1000	0	NR
485	98	NR	615	669	NR	745	17	NR	875	0	NR			

Summary

$R_f = 73.2$
 $R_g = 93.9$
 $CIE R_a = 71.0$
 $R_g = -38.4$

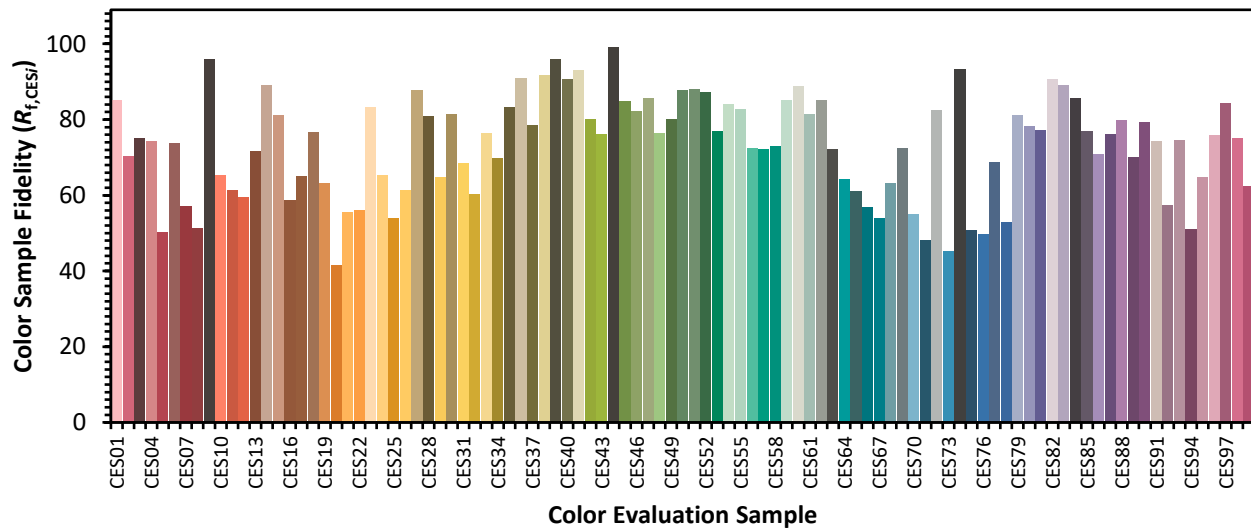


Color Vector Graphics

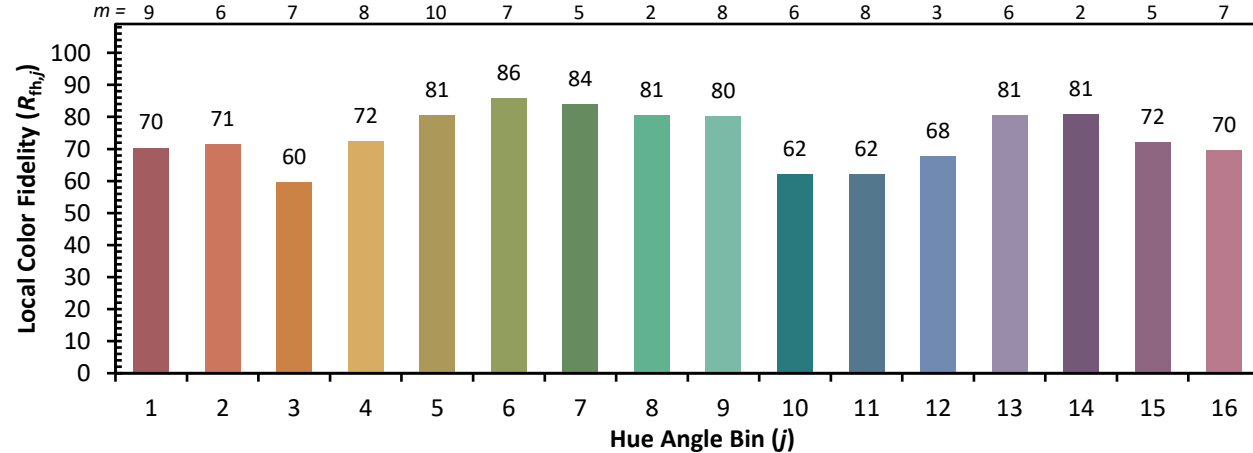
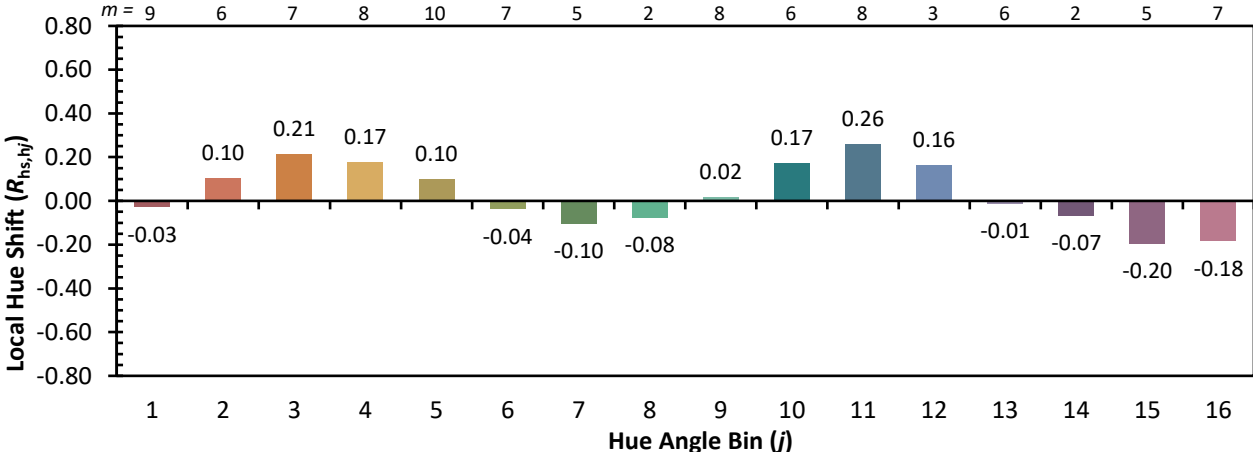
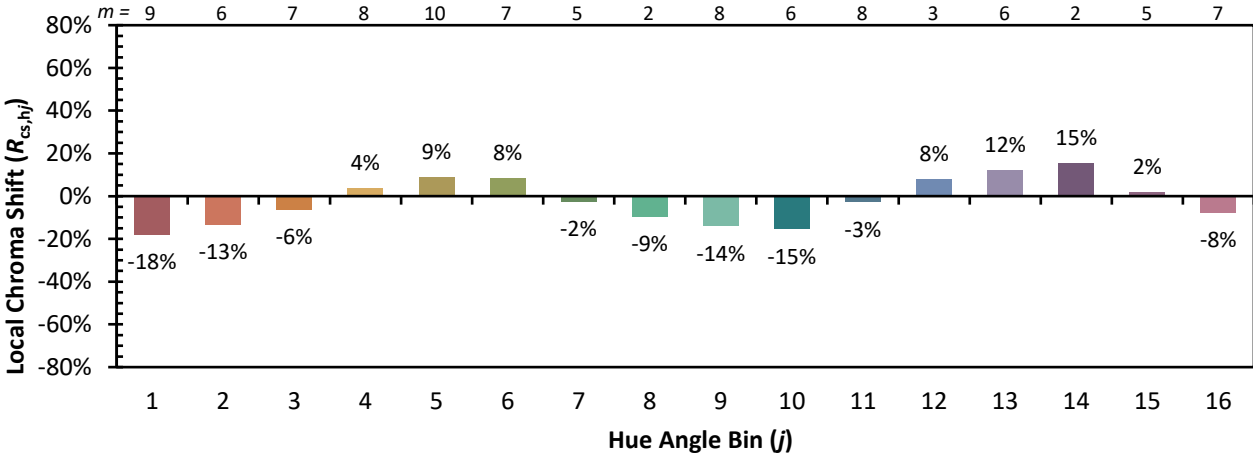


Individual Sample Fidelity Index ($R_{f,i}$)

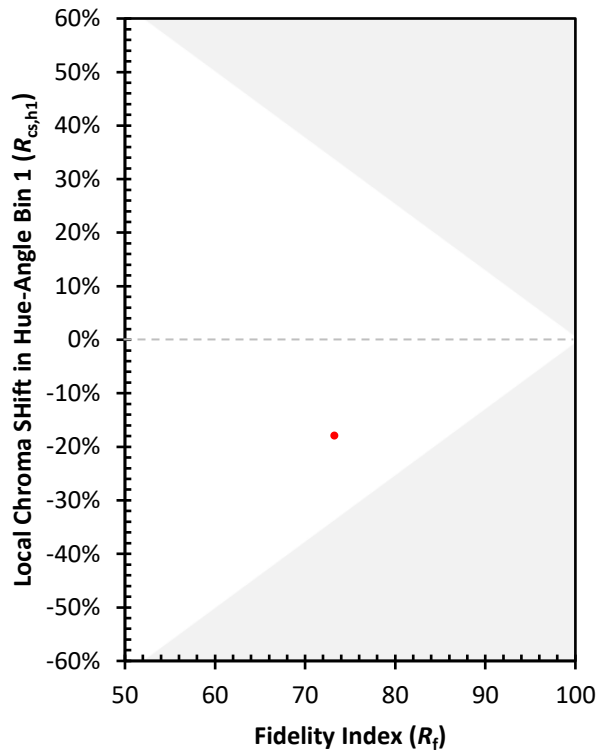
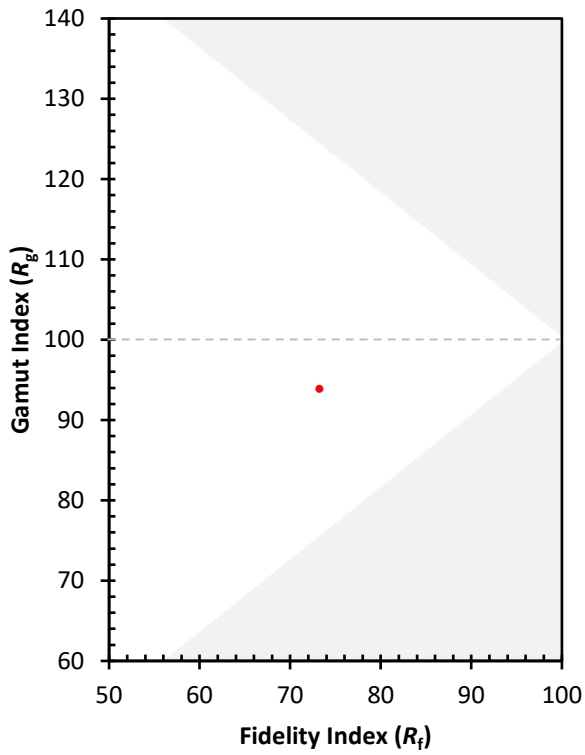
CES01 = 85	CES26 = 61	CES51 = 88	CES76 = 50
CES02 = 61	CES27 = 88	CES52 = 87	CES77 = 69
CES03 = 30	CES28 = 81	CES53 = 77	CES78 = 53
CES04 = 70	CES29 = 65	CES54 = 84	CES79 = 81
CES05 = 47	CES30 = 81	CES55 = 83	CES80 = 78
CES06 = 50	CES31 = 69	CES56 = 73	CES81 = 77
CES07 = 40	CES32 = 60	CES57 = 72	CES82 = 91
CES08 = 39	CES33 = 76	CES58 = 73	CES83 = 89
CES09 = 29	CES34 = 70	CES59 = 85	CES84 = 86
CES10 = 74	CES35 = 83	CES60 = 89	CES85 = 77
CES11 = 57	CES36 = 91	CES61 = 81	CES86 = 71
CES12 = 63	CES37 = 79	CES62 = 85	CES87 = 76
CES13 = 42	CES38 = 92	CES63 = 72	CES88 = 80
CES14 = 74	CES39 = 96	CES64 = 64	CES89 = 70
CES15 = 71	CES40 = 91	CES65 = 61	CES90 = 79
CES16 = 46	CES41 = 93	CES66 = 57	CES91 = 74
CES17 = 49	CES42 = 80	CES67 = 54	CES92 = 57
CES18 = 56	CES43 = 76	CES68 = 63	CES93 = 74
CES19 = 72	CES44 = 99	CES69 = 73	CES94 = 51
CES20 = 65	CES45 = 85	CES70 = 55	CES95 = 65
CES21 = 86	CES46 = 82	CES71 = 48	CES96 = 76
CES22 = 78	CES47 = 86	CES72 = 83	CES97 = 84
CES23 = 92	CES48 = 77	CES73 = 45	CES98 = 75
CES24 = 91	CES49 = 80	CES74 = 93	CES99 = 62
CES25 = 72	CES50 = 88	CES75 = 51	



Color Rendition by Hue-Angle Bin



Measure Comparisons



(END OF REPORT)